

HELIOSEISMOLOGY

H M Antia
Astrophysics Group
Tata Institute of Fundamental Research
Homi Bhabha Road
Bombay 400 005 India

Abstract

Many of the oscillations observed at the solar surface have been identified with resonant normal modes of the entire solar body. Accurate measurements of frequencies of these modes enable us to study the internal structure and dynamics of the Sun. Helioseismology has provided a handle to measure the depth of the convection zone and the primordial helium abundance, as well as the sound speed and the rotation velocity throughout much of the solar interior.

1 Introduction

Soon after the discovery of solar oscillations when the solar physicists were debating over the nature of observed oscillations, there was an interesting paper by Mark Kac (1966) on 'Can we hear the shape of a drum?' This question sounds absurd at first sight since one normally associates a shape with seeing rather than hearing. However, it is well known that the sounds of drum makes when it is struck are determined by its physical characteristics i.e. the material used, its loudness and the size and shape. Drums vibrate at certain distinct frequencies called normal modes. The problem which Kac posed is as follows:

Suppose a drum is being played in one room and a person with perfect pitch (i.e. one who can identify exactly all the normal modes of vibration) hears but cannot see the drum. Is it possible for her to deduce the precise shape of the drum just from hearing the normal modes of vibrations?

Though this question still remains unanswered in the rigorous mathematical sense it is found that a lot can be learnt from the frequency spectrum. This is essentially similar to the question the helioseismologists face today. What can be learnt about the internal structure and dynamics from the frequencies of the normal modes excited in the Sun?

As a result of the interplanetary medium it is not possible to 'hear' the Sun directly. But interestingly enough it is possible to 'see' the sound waves. This was achieved by Leighton (1960) and Lighthill et al (1962) by observing the Doppler shift in the solar spectral lines. It is well known that for small velocities the shift in wave length is proportional to the line of sight velocity of emitting medium. Thus if we find the spectral line to oscillate back and forth, then we can conclude that the solar surface is oscillating. Initial studies revealed a roughly oscillatory pattern with velocity amplitudes of about 1 km/s and a period of roughly five minutes. These were therefore referred to as five minute oscillations. Now we know that the pattern is actually a superposition of some 10^7 different modes, each having an amplitude of the order of 10 cm/s. More information can be obtained if one takes a Fourier transform of the velocity,

$$A(\omega) = \int v(t) \exp(i\omega t) dt,$$

in order to get the power or amplitude A as a function of frequency ω . This showed that most of the power is concentrated around a frequency of 3 mHz although the individual modes could not be resolved properly.

As soon as this discovery was announced about a dozen theories were put forward to explain the oscillations. Each of these theories managed to get the period correct in such a simple manner that it was embarrassing for the theorists to explain why these oscillations were not predicted earlier. These early theories have been reviewed by Stein and Leibacher (1974).

Ulrich (1970) and Leibacher and Stein (1971) independently proposed that these oscillations may be acoustic (or sound) waves trapped just below the solar surface. Ulrich further showed that the frequencies of such modes will depend on the horizontal wave number k_H (or wavelength $2\pi/k_H$). For obtaining the spatial information in addition to the temporal data the observations have to be repeated over a series of points on the solar disk using a slit which was perpendicular to the solar equator. Deubner (1975) made Doppler velocity measurements spanning many hours over an equatorial strip on the solar disk. The Fourier transform in longitude and time resulted in power spectrum

$$A(k, \omega) = \iint v(x, t) \exp[i(kx + \omega t)] dx dt$$

Figure 1 shows the more recent results of Deubner et al (1979) also shown are the frequencies calculated from two different solar models. The general agreement between the observed ridges in the power spectrum and the theoretical frequencies essentially confirmed the hypothesis of Ulrich regarding the nature of five minute oscillations. This marked the beginning of the subject of helioseismology. The agreement between theory and observation was of course not perfect and it was realised that it can be improved if the thickness of the convection zone in the solar model is larger than what was supposed in contemporaneous models. Thus for the first time helioseismology provided us with a measure of thickness of the solar convection zone.

Comprehensive review of helioseismology are available and should be consulted for more details (cf Brown et al 1986, Christensen Dalsgaard et al 1985, Deubner and Gough 1984, Leibacher et al 1985) here we will only consider a brief review of helioseismology in order to introduce some of the basic concepts and notation used in the subject.

2. Classification of Normal Modes

It is well known that every finite object like a tuning fork, a drum or a string stretched between two fixed points has a set of normal modes of vibration and when disturbed will oscillate in some combination of these normal modes. For example in the case of a string stretched between two fixed points a distance D apart, the normal modes correspond to wavelengths of $2D/n$, where n is any positive integer, and hence only the corresponding frequencies can be excited. The Sun being a three dimensional object three integers would be needed to specify a normal mode.

A gas sphere such as the Sun may be subject to many forces for example gas pressure, gravity, electromagnetic forces and rotation. If such a gas is disturbed then these forces can act to restore the gas towards its initial state if it is in a stable equilibrium or to drive it even further from initial state if the equilibrium is unstable. If the initial configuration is stable, the gas will return to its initial state, but if dissipation is small it will overshoot the equilibrium state and will keep oscillating about its initial position. The normal modes of the Sun can be analysed by considering an infinitesimal disturbance from its equilibrium structure with the help of the usual equations of fluid mechanics. Since the perturbations are infinitesimal the equations may be linearized by

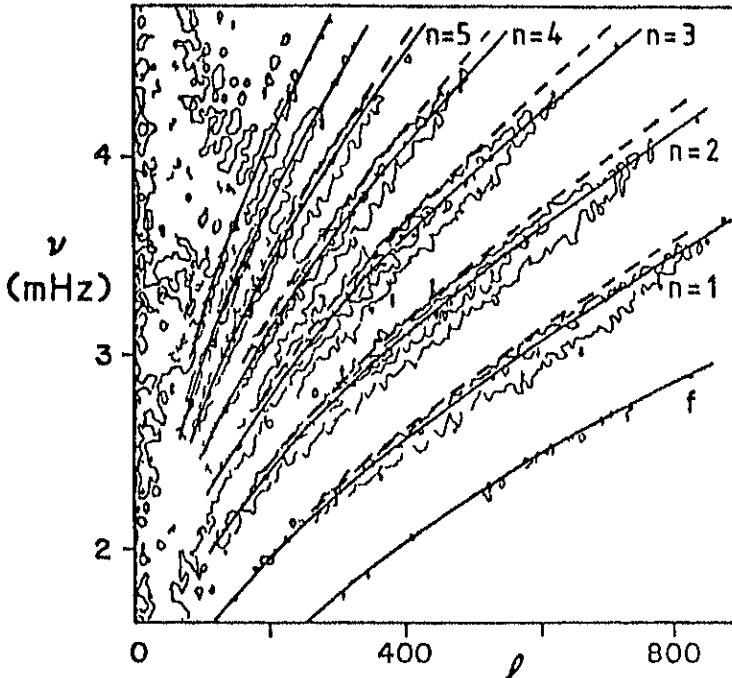


Fig.1 Contour of \sqrt{l} times power in (ν, l) plane from Dubner et al (1979) The continuous curves are the predictions of a solar model with a helium abundance $Y = 0.25$, the dashed curves are for $Y = 0.19$ The $Y = 0.19$ model gives the correct observed neutrino flux

neglecting all higher order terms in perturbations to get a system of linear homogeneous equations (cf Unno et al 1979) leading to an eigenvalue problem. Such equations can have nontrivial solutions only under special circumstances giving the eigensolutions or the normal modes.

For a spherically symmetric equilibrium structure the normal modes can be expressed in terms of the spherical harmonics $Y_{\ell m}(\theta, \phi)$, to express perturbations in the form

$$p(r, \theta, \phi, t) = p_0(r) + p_{n\ell m}(r) Y_{\ell m}(\theta, \phi) \exp(i\omega_{n\ell m} t)$$

where p could be any physical quantity like pressure, temperature etc, $p_0(r)$ is the equilibrium value while the second term represents the infinitesimal perturbation. Further if the perturbations are adiabatic i.e. there is no heat exchange between different fluid elements then ω would be real and in that case ω can be identified with the frequency of the normal mode. The time period of oscillation is given by $P = 2\pi/\omega$. It is customary to measure the frequency in Hertz which is given by $\nu = 1/P = \omega/2\pi$. The integers ℓ and m determine the horizontal structure for the given mode, while n determines the number of nodes in the radial direction. The integer ℓ is referred to as the degree of mode and can assume any non-negative integer value, while m is called the azimuthal order of the mode and can take on values in the range of $-\ell$ to $+\ell$. For $m=0$, ℓ gives the number of nodes as θ varies from 0 to π , while for $m = \pm \ell$ it gives the number of nodes in ϕ . For other values of m the structure is more complicated. For purpose of illustration the contour diagrams for a few of the spherical harmonics are shown in Figure 2. The horizontal wavenumber associated with the mode can be identified by $k_{\perp}^2 = \ell(\ell+1)/r^2$. Further if the equilibrium state is spherically symmetric then $p_{n\ell m}$ and $\omega_{n\ell m}$ will not depend on m since results should be independent of the choice of coordinate axes.

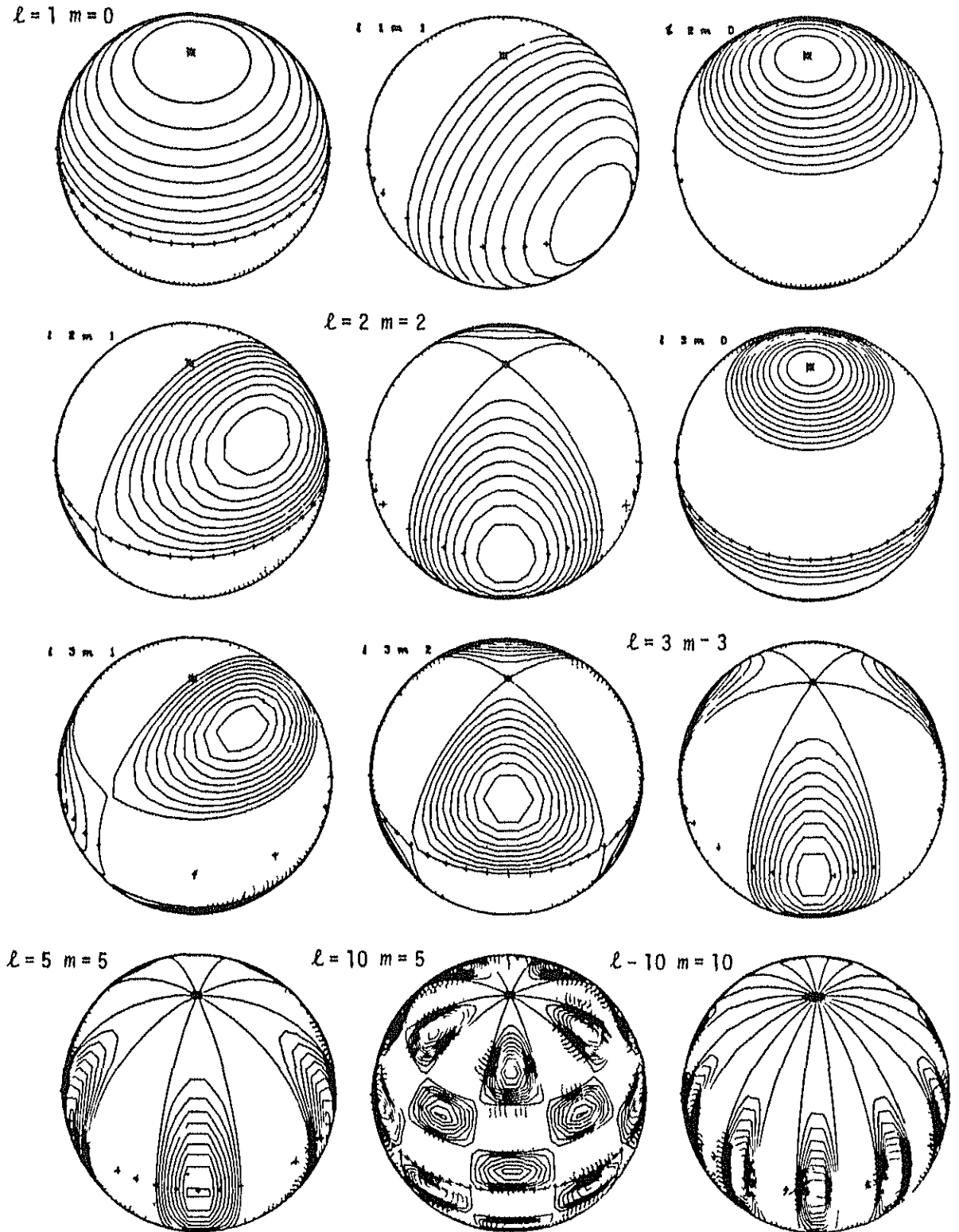
The simplest case is for $\ell = m = 0$ when the perturbations are independent of θ or ϕ and hence spherical symmetry is maintained even in perturbed state and the entire solar surface oscillates in phase. Such oscillations are termed radial oscillations and most of the classical pulsating stars do execute radial oscillations. For $\ell > 0$ the perturbations are not spherically symmetric and are referred to as nonradial modes. Further the modes for $\ell \lesssim 3$ are referred to as low degree modes while those for $4 \lesssim \ell \lesssim 100$ are intermediate degree modes and for $\ell \gtrsim 100$ as the high degree modes. This classification is mainly because different observational techniques are used to study these different classes of modes.

The frequency of oscillations is essentially determined by the restoring force and the inertia of the gas involved. Perhaps the simplest restoring force is compressibility or gas pressure. This gives rise to the sound waves or the acoustic modes. In the absence of other forces these follow the simple dispersion relation $\omega^2 = k^2 c_s^2$ where c_s is the sound speed.

Another important force in the Sun is gravity or buoyancy giving rise to the gravity modes, sometimes referred to as internal gravity modes to distinguish them from the surface gravity waves. As compared to the pressure which is isotropic gravity is a directed force and hence the properties of gravity modes are quite different from those of acoustic modes. Consider a small fluid element at radial distance r and displace it radially by a distance Δr . Assuming that the element moves adiabatically i.e. without exchanging heat with the surrounding medium, and further as it reaches its new position it will achieve instantaneous pressure balance with the surrounding provided its speed is much less than the sound speed. Hence the density of this fluid element will be

$$\rho_e = \rho_0 \left(\frac{\partial \rho}{\partial P} \right)_{ad} \Delta P$$

where ρ_0 is the initial density and ΔP is the decrease in pressure between the two levels. The subscript ad denotes the adiabatic derivative. The density of the surrounding medium is



SAMPLING OF SPHERICAL HARMONIC Y_{ℓ}^m MODES OF THE SUN

Fig 2 Contour plots of a sample of spherical harmonics $Y_{\ell m}$ Continuous curves represent positive values while dotted curves represent negative values

$$\rho_s - \rho_0 + \frac{d\rho}{dr} \Delta r = \rho_0 \left(\frac{d\rho}{dP} \right)_{\text{Sun}} \Delta P$$

Hence the difference in densities is

$$\rho_e - \rho_s = \left[\left(\frac{d\rho}{dP} \right)_{\text{Sun}} - \left(\frac{d\rho}{dP} \right)_{\text{ad}} \right] \Delta P$$

If $\rho_e < \rho_s$ the element will continue to move upwards away from its equilibrium position and the fluid configuration is regarded to be unstable and in fact such a condition leads to convection. This condition is realised in the stellar convection zones. On the other hand if $\rho_e > \rho_s$ then the element being heavier will come down to its equilibrium position. In this case the element will execute a simple harmonic oscillation about the equilibrium position with a frequency given by

$$N_{\text{BV}}^2 = \frac{g}{P} \left[\left(\frac{d\rho}{dP} \right)_{\text{Sun}} - \left(\frac{d\rho}{dP} \right)_{\text{ad}} \right] \left| \frac{dP}{dr} \right|$$

The frequency N_{BV} is called the Brunt Vaisala frequency. It is obvious that gravity mode will require differential movement of fluid elements. Thus, if we consider the radial modes where the entire surface moves in phase there will be no difference in density between two neighbouring elements at the same radial distance and consequently there cannot be any buoyancy forces and as a result there cannot be any radial gravity modes. For nonradial modes we can have buoyancy forces and clearly there can arise gravity modes. Further the maximum of Brunt Vaisala frequency in the solar interior provides an upper limit to the frequency of gravity modes.

For the Sun to resonate with well defined frequencies these waves must be trapped inside a cavity within the Sun, just like the case of a string stretched between two fixed points. Obviously the Sun does not have any rigid boundaries and hence a cavity can form only if the waves are reflected by some mechanism. If we consider a sound wave travelling inwards in the Sun, then as it goes inside the temperature and hence the sound speed increases and the wave is refracted more and more away from vertical until the phase velocity becomes horizontal and the wave is reflected back. The radius where this happens is roughly given by

$$\omega^2 = \frac{\ell(\ell+1)}{r^2 l} c_s^2 = L^2$$

This frequency L is referred to as the Lamb frequency. Thus waves with high frequency will penetrate deeper down before being reflected while increasing the value of ℓ will result in raising the level from which reflection takes place. In the atmosphere the waves are reflected by steeply declining density and hence a cavity is formed within which the acoustic modes are trapped.

If one writes down the equations for adiabatic oscillations ignoring the perturbations in gravity, it can be easily shown (cf Eckart 1960) that waves will propagate only if

(a) $\omega^2 > N_{\text{BV}}^2$ and $\omega^2 > L^2$ (corresponding to acoustic waves)

or (b) $\omega^2 < N_{\text{BV}}^2$ and $\omega^2 < L^2$ (corresponding to gravity wave)

In other situations the waves cannot propagate and are said to be evanescent, in which the amplitude generally falls off exponentially with distance. What this means in

mathematical terms is that in the propagating case the eigenfunctions have spatially oscillatory character (i.e. of form $\sin(kr)$ or $\cos(kr)$), while in the evanescent case the eigenfunctions have an exponential form (i.e. $\exp(\pm kr)$)

In the Sun the frequencies L and N_{BV} vary with depth and hence the nature of waves will also change with depth. Figure 3 shows the variation of L and N_{BV} for $\ell = 1$ with radial distance in the Sun. Note N_{BV} is independent of ℓ but L is roughly proportional to ℓ and so for higher ℓ the L curve can be raised up appropriately. The brunt Väisälä frequency has two peaks: one in the interior of about 470 μHz and one in the atmosphere of about 5 mHz, while in the convection zone N_{BV} is negative. If we consider a typical g mode (gravity mode) frequency ν_1 then for $r < r_1$, $\omega^2 > N_{BV}^2$ and $\omega^2 < L^2$ and the mode is evanescent; for $r_1 < r < r_2$, $\omega^2 < N_{BV}^2$ and $\omega^2 < L^2$ and the mode behaves like a gravity wave; for $r_2 < r < r_3$, $\omega^2 < N_{BV}^2$ and $\omega^2 > L^2$ and the mode is evanescent; for $r_3 < r < r_4$, $\omega^2 > N_{BV}^2$ and $\omega^2 > L^2$ and the mode behaves like an acoustic wave; for $r > r_4$, $\omega^2 < N_{BV}^2$ and $\omega^2 > L^2$ and the mode is evanescent. Thus the mode is trapped in two different cavities: in one of which it behaves like a gravity mode while in the outer cavity comprising mostly of the convection zone it acts like an acoustic mode.

At higher frequencies ($\nu \gtrsim 470 \mu\text{Hz}$) like ν_2 the situation is more clear as for $r < r_5$ and $r > r_6$ this mode is evanescent and hence it is an acoustic mode (or p mode) trapped in the region $r_5 < r < r_6$. It is clear that for frequency $\nu \gtrsim 5 \text{ mHz}$ the modes will not be trapped in the Sun and hence at such frequencies we do not expect sharp resonances from the Sun. Of course in solar corona the temperature once again rises to a million degrees Kelvin or more and hence the sound speed and so the Lamb frequency will once again rise and the high frequency modes can also be trapped in region including the chromosphere and corona. But since the r regions are neither very stable in temporal terms nor are the horizontal variations negligible and as a result we cannot expect sharp resonant frequencies in such cases. It is interesting to note that the observed spectrum also does not extend beyond about 5 mHz thus supporting the general picture outlined above.

We have noted that there may not be a sharp distinction between gravity and acoustic modes in the Sun, as the same mode can act as acoustic mode in one region and gravity mode in another region. Nevertheless, a unique scheme has been devised for the nomenclature of the normal modes (cf. Unno et al. 1979). For a fixed value of ℓ the modes can be grouped in two series: the acoustic modes p_1, p_2, p_3, \dots form a series with increasing frequency, while the gravity modes g_1, g_2, g_3, \dots form a series with decreasing frequency and a limit point at $\nu = 0$. In addition we also have the so-called f mode or the fundamental mode with frequency in between the g_1 and p_1 modes and in general its eigenfunction does not have any nodes. As $\ell \rightarrow 0$ the frequencies of acoustic modes tend to a finite non-zero value while those of gravity modes tend to zero. Frequency of all the modes increases with ℓ and for the gravity modes it tends to a finite limit equal to the maximum of N_{BV} in the interior while for acoustic modes the frequency tends to infinity with ℓ .

A major difference between the normal modes excited in a string as compared to those in the Sun is that in the case of a string all the modes are trapped in the same region while in the Sun different modes are trapped in different regions. This is a very significant feature which gives the diagnostic power for helioseismology. Since each mode samples a different region, by analysing a large number of modes we can study the stratification inside the Sun. For example the frequency of acoustic modes is in some sense a measure of sound travel time across the cavity and hence by measuring the frequencies of acoustic mode for a range of ℓ and n values we can study the variation of sound speed with depth (cf. Gough 1986). Such a study shows that the sound speed agrees reasonably well with that predicted from the standard solar model.

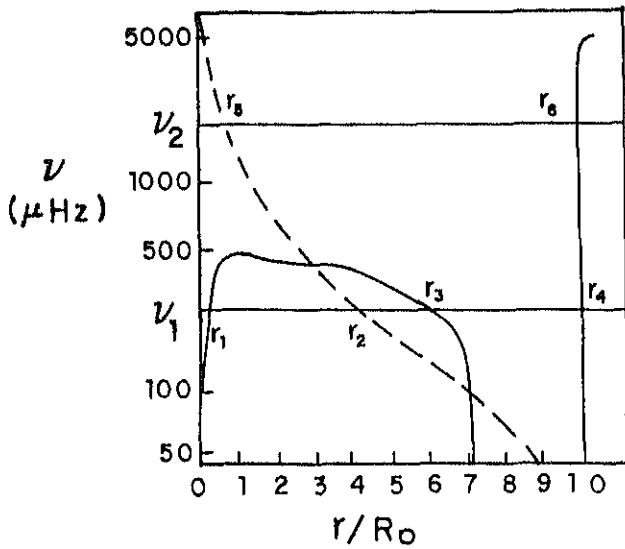


Fig.3 The Lamb frequency for $\ell = 1$ (dashed curve) and the Brunt Väisälä frequency (continuous curve) as a function of radial distance in a solar model. The horizontal lines show the frequency of a typical gravity mode (ν_1) and acoustic mode (ν_2)

FULL DISC OBSERVATIONS OF SOLAR ACOUSTIC AND GRAVITY WAVES

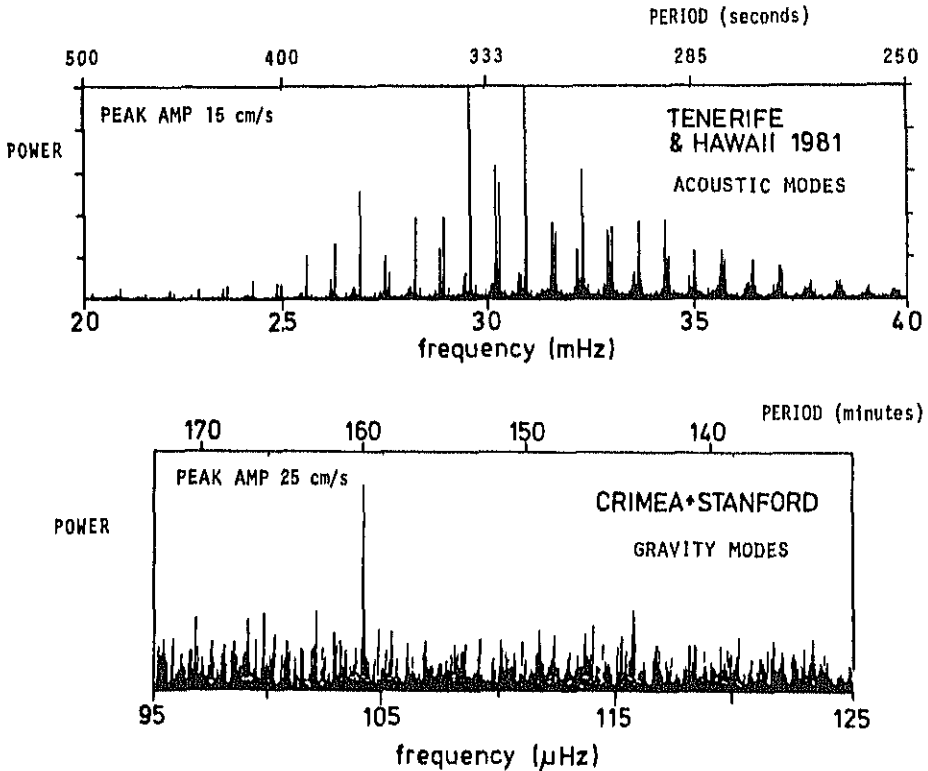


Fig.4. Power spectrum with frequency ν of low degree full disk Doppler observations. The upper figure shows the observations of Claverie et al (1984) for p modes, carried out in 1981 over a period of 88 days from Tenerife and Hawaii providing upto 22 hours of coverage per day. The lower figure shows the results for g modes from combined data of Stanford and Crimea (Scherrer and Wilcox, 1983)

3 Modes of Intermediate and High Degree

The observation of modes of intermediate and high degree require spatial resolution in addition to the temporal resolution. If we measure the radial velocity on a grid of points on the solar surface then by appropriate combinations we can isolate the modes with a given value of ℓ and m . In principle we can use the orthogonality to isolate the modes

$$a_{\ell m}(t) = \iint v(\theta, \phi, t) Y_{\ell m}(\theta, \phi) d\theta d\phi$$

where $a_{\ell m}(t)$ is the amplitude of signal due to ℓ, m modes. $a_{\ell m}$ could be Fourier transformed to get the frequency $\omega_{n\ell m}$ for different values of n . However, there is a problem here because the orthogonality can be used only if we have observations over the entire solar surface which unfortunately all observations are necessarily restricted to half the solar surface which is visible from a given point. Further there is a projection effect as we can only measure the line of sight component of velocity. At the center of the Solar disk the line of sight component will coincide with the radial velocity but at other points there will be a contribution from horizontal component also. Because of these effects it is not possible to completely isolate mode for any fixed ℓ and m value. Nevertheless we can find an appropriate combination which enhances modes with given ℓ and m as compared to other modes. Thus the other modes will not be completely absent but will appear with significantly lower amplitudes. Thus in this case it is possible to identify the ℓ and m value of a given mode purely from observations. The value of n can also be determined by counting the ridge on ω, ℓ plane in the power spectrum (Figure 1).

The acoustic modes of high degree were first identified by Debner (1970) while those of intermediate degree were first observed by Duvall and Harvey (1983). For intermediate degrees Brown (1986) has measured frequencies for modes with all values of ℓ and m and using the departure from spherical symmetry (for example those due to rotation) can be studied. Such studies have enabled helioseismologists to observe the variation of rotation velocity with depth and latitude over almost the entire solar interior. It turns out that the rotation rate decreases slightly between $0.3 - 0.5 R_{\odot}$ while the core itself could be rotating 2-3 times faster than the surface. The rotation velocity of the core is not very reliably measured since very few of the modes studied penetrate into the core.

A knowledge of the internal rotation profile allows us to deduce the shape of Sun's gravitational profile, with departure from spherical symmetry measured by the quadrupole component J_2 . The value of J_2 is very important for the test of general relativity by measuring the advance in the perihelion of planet Mercury, since a large value of J_2 will produce the advance in perihelion by purely Newtonian effects due to departure from spherical symmetry. It turns out that the value of J_2 most recently estimated from helioseismology is consistent with the theory of general relativity.

No gravity modes have been reliably identified for $\ell \geq 4$ and it is generally believed that the amplitude of these modes at the solar surface will be too small for detection. From theoretical considerations it can be shown that gravity modes of intermediate and high degree are severely attenuated in the convection zone where they are evanescent, and in fact the attenuation increases exponentially with ℓ .

4. Modes of Low Degree

The most accurate measurement of these modes has been from the so called full disk observations, where the light from the entire solar disk is used to study the oscillations. One significant feature of these observations is that such observations can also be carried out for other stars. The first detection of five minute oscillations in integrated sunlight was reported by Claverie et al (1979). They found a set of discrete frequencies

with uniform spacing of $67.8 \mu\text{Hz}$ with an amplitude of 10 to 30 cm/s, and interpreted them as global oscillations of low degree. Grec et al (1980) based on continuous observations from the South pole for five days, have identified similar globe oscillations. Using observations from the solar maximum mission satellite, Woodard and Hudson (1983) have detected the same oscillations in intensity of solar radiation, with an amplitude of a few parts in a million.

It is quite clear that the modes of intermediate and high degree will average out to essentially zero when integrated over the full disk, and so only modes with $\ell = 0, 1, 2, 3$ can have significant signals in such a power spectrum. In principle there is no way to assign the value of ℓ or m for a given peak in such a power spectrum since there is no spatial information associated in the spectrum. Thus we have to appeal to theory in order to identify the value of ℓ for these modes. For $n \gg \ell$ the frequency of acoustic modes satisfy an asymptotic dispersion relation (Vandakurov 1967) of the form

$$\nu_{n\ell} = (n + \ell/2 + a)\nu_0 + e_{n\ell},$$

where a and ν_0 are constants and $e_{n\ell}$ is a small correction to the first term. Thus we can see that for a fixed ℓ the frequencies would be uniformly spaced to a first approximation. Further $\nu_{n\ell} \approx \nu_{n-1, \ell+2}$ and hence modes of degrees 0 and 2 and the modes of degrees 1 and 3 should contribute alternately to the grouping of peaks in full disk spectrum. Indeed this is what is revealed by observations. To identify the value of ℓ we have to consider the difference

$$d_{n\ell} = \nu_{n\ell} - \nu_{n-1, \ell+2}$$

It turns out that this difference is always positive and further for the same value of n , $d_{n\ell}$ is proportional to $(2\ell+3)$. Thus, by considering the fine spacing between the series of roughly equidistant pairs of frequency we can uniquely identify the value of ℓ . This identification was further confirmed by the spatially resolved observations of Duvall and Harvey (1983). The n value cannot be identified except by direct comparison with intermediate degree results. For the Sun $\nu_0 = 136 \mu\text{Hz}$ while $d_{n0} \approx 10 \mu\text{Hz}$.

For compensating the lack of spatial resolution we need very high temporal resolution in these observations in order to separate the individual modes with their frequencies. This requires a long and continuous observation since the resolution of an observation $\Delta\nu \sim 1/T$, T being the total duration of observation. Thus to accurately measure the small separation $d_{n\ell}$ we require an observation spanning several days. This is clearly impossible from most of the places on the Earth. That is why Grec et al (1980) carried out their observations from the south pole. But even there because of weather conditions it is not possible to have continuous observations for more than a week or so. An alternative is to combine data from more than one station and this is done by the Birmingham group (Claverie et al 1984) and their results are shown in Figure 4. They used two stations one at Hawaii and other at Tenerife in the Canary islands to get a better coverage of the Sun. The analysis of power spectrum is not trivial since there are large number of peaks many of which are spurious. The most important effect comes in because of regular interruption of observation due to the (day night) diurnal cycle and this gives the so called side lobes separated by $\Delta\nu = 11.6 \mu\text{Hz}$ on either side of the actual peaks. Further even a random data can generate lots of peaks in power spectrum and sometimes it is not trivial to isolate actual peaks from the noise. In fact quite a few observers have claimed to detect (spurious) oscillations which were not confirmed by subsequent work and several controversies have arisen in helioseismology. To get long continuous observations of the Sun a Global Oscillation Network Group (GONG) is being considered which proposes to use six sites around the world to observe the Sun.

Full disk measurements should in principle detect g modes as well but to this date there is no unambiguous confirmation by observations. There have been a few reports of identification of g modes by different groups (Scherrer 1984, Isaak et al 1984, Frohlich and Delache 1984) but in all cases the frequencies do not agree with each other. The only mode which has been detected by more than one observer is the 160.01

min oscillation first reported by Severny et al (1976) and Brookes et al (1976) Even this mode is conspicuously absent in some of the observations (Kuhn 1986), and in any case it is impossible to identify the n or l value from observations as most of these observations have no spatial information Figure 4 shows the observed power spectrum in frequency range of g modes due to Scherrer and Wilcox (1983) None of the peaks other than the 160.01 min have been conclusively identified with solar oscillations

The asymptotic formula for g modes frequencies in the limit of $n \gg l$ (cf Tassoul 1980)

$$\left(n + \frac{l}{2} + b\right) \nu_{nl} \approx \frac{\sqrt{l(l+1)}}{P_0},$$

$$\text{or the period } P_{nl} \approx \frac{P_0}{\sqrt{l(l+1)}} \left(n + \frac{l}{2} + b\right),$$

where b and P_0 are constants Thus in this case the periods will be uniformly spaced Observers have tried to use this property to identify the g modes but the identification is not completely satisfactory so far

The main problem with g modes is that in addition to the low amplitudes at the solar surface, the g mode spectrum is very dense Consequently, a very high resolution is needed to separate the peaks in the power spectrum Further since the periods are large a very long span of observation is needed to measure the frequencies with sufficient accuracy The knowledge of g mode frequencies is very crucial for understanding the structure of solar core, since these are essentially the only modes which penetrate to the center of the Sun

5 Conclusions

Helioseismology has made rapid advances in the last decade, though so far most of the deductions about the internal structure and dynamics of the Sun have been based on the observation of acoustic modes The close coupling between theory and observations has enabled us to achieve this rapid progress But of course a lot remains to be done both on observational and theoretical sides Although the observations have put a number of constraints on theoretical solar models, so far the theoreticians have not been able to produce a solar model which is consistent with all the observations

There are basically two different approaches which can be used in helioseismology One of these is the so called inverse methods in which using the observed frequencies of the modes one attempts to actually construct a solar model that should reproduce these observed frequencies Such approaches have been successful in terrestrial seismology, and are being attempted in solar seismology as well for determination of sound speed or rotational velocity in the interior (cf Gough 1986)

The other approach is the so called direct method in which one computes the frequencies of a known solar model and compare them with observations In general the two will not agree and so we can go back and change some of the parameters or even the physics adopted in the construction of theoretical models and try to get a better fit to observations This approach has already yielded some constraints on the primordial helium abundance in the Sun (cf Christensen Dalsgaard and Gough 1980, 1981) The knowledge of the helium abundance of the Sun also has a bearing on cosmological theories The estimated value of 25% by mass for helium abundance is consistent with the prediction of the big bang nucleosynthesis

Despite a concentrated effort by a large number of helioseismologists it has not been possible to generate a model which is in perfect agreement with observations The best results are obtained for the so called standard model which has frequency differing by less than $10 \mu\text{Hz}$ from the observed values This corresponds to an error of about 0.3%,

but it should be noted that this is much more than uncertainties in observations which is now down to $1\mu\text{Hz}$. This implies that the standard model is essentially correct though possibly there are still some small uncertainties. The known uncertainties in theoretical models come from following sources: (1) equation of state of solar matter, (2) opacity of solar matter, (3) nuclear reaction rates, (4) the improper treatment of radiative transport in the atmosphere, (5) uncertainties in stellar convection theories, (6) non adiabatic effects on solar frequencies, (7) turbulent pressure, (8) effects of magnetic field.

Most of these sources have been examined by various workers and in many cases uncertainties of a few microhertz have been ascribed to the effects. Customarily the theoretical frequencies are calculated by neglecting all non adiabatic effects in perturbation equations. Of course we know that this approximation is not strictly correct since there is radiative and convective transport of energy inside the Sun. However, it is generally assumed that these effects are small and further there is no satisfactory way to treat convection. Christensen Dalsgaard and Frandsen (1983) have shown that non adiabatic effects due to radiative transfer alone can explain about half of the difference between observed and theoretical frequencies for the low degree p mode. Similarly Ulrich and Rhodes (1984) have found that uncertainties in stellar convection theories can change the frequencies by a few microhertz.

Apart from these sources of uncertainties one could question the basic principles involved in standard solar model, for example we can assume that there has been some mixing in the core (Schatzman et al 1981) or we can assume abnormally low helium or metal abundances. Most of these nonstandard models were proposed to explain the solar neutrino flux but these can be ruled out by solar oscillation data. Only nonstandard model that yields better results for frequencies is that using the so called WIMPs to transport a part of energy flux in the interior (Faulkner et al 1986, Dappen et al 1986). However no one has yet constructed a model including WIMPs which agrees with all the known frequencies of oscillations and hence it is difficult to say how much better agreement can be obtained by these models. Further if some of the effects mentioned above like the non adiabatic effects are included in calculating the frequencies then the agreement of WIMPs model with observations will most probably become worse. Since the frequencies of the p modes in this mode is not very different from standard model it is difficult to distinguish between them using p mode results. For this low degree g mode would be more useful. The period spacing P_0 between two consecutive g modes of same degree can be calculated for all models and that will enable us to distinguish between these models. For example the standard model predicts P_0 between 35-37 min, WIMPs model yields 32.6 min while the model with mixing in the core yield 57 min. On the observational side Scherrer (1984) has reported a value of 38.6 ± 0.5 min while Isaak et al (1984) have reported 41.32 ± 0.12 min. Thus if the observations are confirmed then the WIMPs model can also be ruled out.

Although helioseismology has come a long way from its modest beginning with the work of Deubner (1975) and it promises to let us probe the inside of the Sun in sufficient detail for testing the premises of stellar structure and evolution theory, but the excitation mechanism of these modes still remains a matter of controversy among helioseismologists. The modes may be driven stochastically by turbulence in the convection zone (cf Goldreich and Keeley 1977) with the excitation and damping proceeding almost continuously in a spatially distributed manner. In analogy with the standard stellar pulsation theory it may happen that the modes are self excited, being able to extract energy from the radiation field by something like the K mechanism (Ando and Osaki 1975) or by convectively driven instabilities (Antia et al 1982). So far very little observational information is available about variation in phases, amplitudes and lifetimes of these modes, and on the other hand it is not easy to theoretically predict the amplitudes of these modes since that will depend on nonlinear effects.

References

- Ando H and Osaki Y (1975) Publ Astron Soc Japan 27 81
- Antia, H M, Chitre S M and Narasimha D (1982) Sol Phys 77, 303
- Brookes, J R, Isaak G R and van der Raay, H B. (1976) Nature 259, 92
- Brown T M (1986) in 'Seismology of the Sun and the distant stars' (ed D O Gough) NATO ASI Series 169 p 199
- Brown T M, Mihalas B W and Rhodes E J Jr (1986) in 'Physics of the Sun (Part I)' (ed P A Sturrock et al) Reidel Dordrecht p 177
- Christensen Dalsgaard J and Frandsen S (1983) Solar Phys 82, 165
- Christensen Dalsgaard J & Gough D O (1980) Nature 288 544
- Christensen Dalsgaard J & Gough D O (1981) Astron Astrophys 104 173
- Christensen Dalsgaard J, Gough, D O and Toomre, J (1985) Science 229 923
- Claverie, A, Isaak, G R, McLeod, C P, Van der Raay H B and Roca Cortes, T (1979) Nature 282 591
- Claverie A, Isaak G R, McLeod C P, Van der Raay, H B, Pallé, P L and Roca Cortes, T (1984) Mem Soc Astron Ital 55 63
- Däppgen, W, Gilliland R L and Christensen Dalsgaard J (1986) Nature 321 229
- Deubner F L (1977) Astron Astrophys 44 371
- Deubner, F L, Ulrich, R K and Rhodes E J Jr (1977) Astron Astrophys 72 177
- Duvall T L Jr and Harvey J W (1983) Nature 302 24
- Eckart C (1960) Hydrodynamics of ocean and Atmospheres London Pergamon Press
- Faulkner, J, Gough, D O and Van der Raay H B (1986) Nature 321 276
- Frohlich, C and Delache P (1984) Mem Soc Astron Ital 55 99
- Coldreich, P and Keelby D A (1977) Astrophys J 212 243
- Gough, D O (1986) in 'Seismology of the sun and the distant stars' (ed D O Gough) NATO ASI Series, 169 p 125
- Gree, C, Gosset E and Pomerantz, M (1980) Nature 288 541
- Isaak, G R, van der Raay H B, Pallé C, Roca Cortes, T and Delache, P (1984) Mem Soc Astron Ital 55, 91
- Kac, M (1966) Amer Math Monthly 73 1
- Kuhn, J R (1986) in "Seismology of the Sun and the distant stars" (ed D O Gough) NATO ASI Series, 169 p 63
- Leibacher, J W, Noyes R W, Toomre, J and Ulrich, R K (1985) Scientific American 253, No 3, p 48
- Leibacher, J W and Stein R F (1971) Astrophys Lett 7, 191
- Leighton, R B. (1960) Proc IAU Symp 12 321
- Leighton R B, Noyes, R W and Simon, C W (1962) Astrophys J 135 474
- Schatzman E, Mœder A, Angrard, R and Clowinski, R (1981) Astron Astrophys 96, 1
- Scherrer, P H (1984) Mem Soc Astron Ital 55, 83
- Scherrer, P H and Wilcox J M (1983) Solar Phys 82, 37
- Selverny A B, Kotov V A and Tsip, T T (1976) Nature 259, 87
- Stein, R F and Leibacher, J W (1974) Ann Rev Astron Astrophys 12, 407
- Tassoul, M (1980) Astrophys J Suppl 43, 469
- Ulrich, R K (1970) Astrophys J 162, 993
- Ulrich R K and Rhodes, E J Jr (1984) in "Theoretical problems in stellar evolution and oscillations" (ed A Noels and M Cabriel) Univ Liege, p 250
- Unno, W, Osaki Y, Ando, H and Shibahashi H (1979) in 'Nonradial Oscillations of Stars', University of Tokyo Press
- Vandakurov, Yu V (1967) Astron Zh 44 786
- Woodard, M and Hudson, H S (1983) Nature 305 589